

# Alpha-Phonics Cursive Phonogram Cards

*The Cursive Road  
to Reading and Spelling*

Copyright © 1999, 2009 by Donald L. Potter  
[www.donpotter.net](http://www.donpotter.net)



a: at, ate, father, ball. “Downcurve, undercurve, Slant, undercurve”  
Alpha-Phonics Cursive Phonogram **Card 1-1**. Copyright © 2009 by Donald Potter [www.donpotter.net](http://www.donpotter.net)



m: mom “overcurve, slant, overcurve, slant, overcurve, slant, undercurve”

Alpha-Phonics Cursive Phonogram **Card 1-2**. Copyright © 2009 by Donald Potter [www.donpotter.net](http://www.donpotter.net)




n: noon “Overcurve, slant, Overcurve, slant, Undercurve”

Alpha-Phonics Phonogram **Card 1-3**. Copyright © 2009 by Donald Potter [www.donpotter.net](http://www.donpotter.net)



s: sat, as. “Undercurve, Retrace, curve down and back, Undercurve”  
Alpha-Phonics Cursive Phonogram **Card 1-4**. Copyright © 2009 by Donald Potter [www.donpotter.net](http://www.donpotter.net)



t: tot “Undercurve, Slant, undercurve, (lift), slide right”  
Alpha-Phonics Cursive Phonogram **Card 1-5**. Copyright © 2009 by Donald Potter [www.donpotter.net](http://www.donpotter.net)



x: ax. (ks) “Overcurve, Slant, undercurve, (lift), Slant”

Alpha-Phonics Cursive Phonogram **Card 1-6**. Copyright © 2009 by Donald Potter [www.donpotter.net](http://www.donpotter.net)



h: hat “Undercurve, loop back, slant, Overcurve, slant, undercurve.”

Alpha-Phonics Cursive Phonogram **Card 1-7**. Copyright © 2009 by Donald Potter [www.donpotter.net](http://www.donpotter.net)



d: dad “Downcurve, undercurve, Slant undercurve.”

Alpha-Phonics Cursive Phonogram **Card 1-8**. Copyright © 2009 by Donald Potter [www.donpotter.net](http://www.donpotter.net)




w: wax. “Undercurve, Slant, undercurve, Slant, undercurve, Checkstroke”

Alpha-Phonics Cursive Phonogram **Card 1-9**. Copyright © 2009 by Donald Potter [www.donpotter.net](http://www.donpotter.net)



l: lap, pal. "Undercurve, loop back, slant, undercurve."

Alpha-Phonics Cursive Phonogram **Card 1-10**. Copyright © 2009 by Donald Potter [www.donpotter.net](http://www.donpotter.net)



b: Bob "Undercurve, loop back, slant, undercurve, Checkstroke"


Alpha-Phonics Cursive Phonogram **Card 1-11**. Copyright © 2009 by Donald Potter [www.donpotter.net](http://www.donpotter.net)




c: cat, city. C says /s/ with e, i and y. “Downcurve, undercurve”  
Alpha-Phonics Cursive Phonogram **Card 1-12**. Copyright © 2009 by Donald Potter [www.donpotter.net](http://www.donpotter.net)



g: gum, gem. “Downcurve, undercurve, Slant, loop back. overcurve.”  
G usually says /j/ with e, i, and y.  
Alpha-Phonics Cursive Phonogram **Card 1-13**. Copyright © 2009 by Donald Potter [www.donpotter.net](http://www.donpotter.net)



j: jet. “Undercurve, Slant, loop back, overcurve, (lift), Dot.”  
Alpha-Phonics Cursive Phonogram **Card 1-14**. Copyright © 2009 by Donald Potter [www.donpotter.net](http://www.donpotter.net)



f: fan, cliff. “Undercurve, loop back, slant, loop forward, Undercurve”  
Alpha-Phonics Cursive Phonogram **Card 1-15**. Copyright © 2009 by Donald Potter [www.donpotter.net](http://www.donpotter.net)



p: pop. “Undercurve, Slant, loop back, overcurve, curve back, Undercurve”

Alpha-Phonics Cursive Phonogram **Card 1-16**. Copyright © 2009 by Donald Potter [www.donpotter.net](http://www.donpotter.net)



r: roar. “Undercurve, Slant right, Slant, undercurve.”

Alpha-Phonics Cursive Phonogram **Card 1-17**. Copyright © 2009 by Donald Potter [www.donpotter.net](http://www.donpotter.net)



v: van, have. "Overcurve, slant, undercurve, Checkstroke."

Alpha-Phonics Cursive Phonogram **Card 1-18**. Copyright © 2009 by Donald Potter [www.donpotter.net](http://www.donpotter.net)



y: yes, gym, baby, by. "Overcurve, slant undercurve, Slant, loop back, overcurve."

Alpha-Phonics Cursive Phonogram **Card 1-19**. Copyright © 2009 by Donald Potter [www.donpotter.net](http://www.donpotter.net)



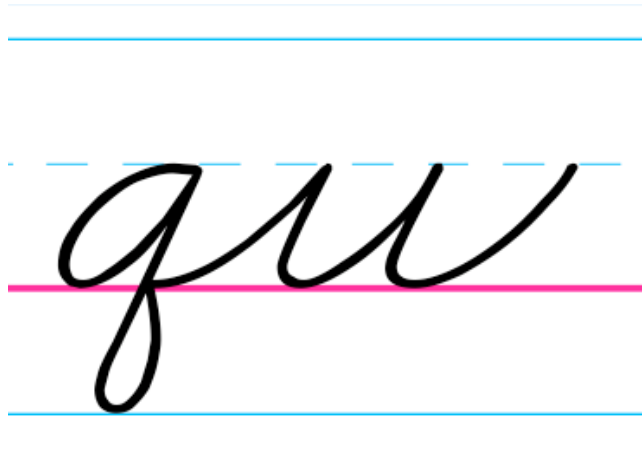
z: zebra. "Overcurve, slant, Overcurve, curve down, loop, overcurve."

Alpha-Phonics Cursive Phonogram **Card 1-20**. Copyright © 2009 by Donald Potter [www.donpotter.net](http://www.donpotter.net)



ck: back. Stroke for k: "Undercurve, loop back, slant, Overcurve, curve forward, curve under, Slant right, undercurve" Used only after a vowel that says ā, ě, ĭ, ō, ū.

Alpha-Phonics Cursive Phonogram **Card 1-21**. Copyright © 2009 by Donald Potter [www.donpotter.net](http://www.donpotter.net)



qu: quack. Strokes for q: “Downcurve, undercurve, Slant, loop forward, Undercurve.”  
Alpha-Phonics Cursive Phonogram **Card 1-22**. Copyright © 2009 by Donald Potter [www.donpotter.net](http://www.donpotter.net)



k: kid. k: “Undercurve, loop back, slant, Overcurve, curve forward, curve under, Slant right, undercurve”  
Alpha-Phonics Cursive Phonogram **Card 1-23**. Copyright © 2009 by Donald Potter [www.donpotter.net](http://www.donpotter.net)



e: pet, he. “Undercurve, loop back, slant, undercurve” E is usually silent at the end of English words.  
Alpha-Phonics Cursive Phonogram **Card 2-24**. Copyright © 2009 by Donald Potter [www.donpotter.net](http://www.donpotter.net)



i: pit, hi. “Undercurve, slant, undercurve, (lift), Dot” I cannot be used at the end of English words.  
Alpha-Phonics Cursive Phonogram **Card 2-25**. Copyright © 2009 by Donald Potter [www.donpotter.net](http://www.donpotter.net)



o: pot, go, love, do. “Downcurve, undercurve, Checkstroke.”

Alpha-Phonics Cursive Phonogram **Card 2-26**. Copyright © 2009 by Donald Potter [www.donpotter.net](http://www.donpotter.net)



w: cut, use, music, put. “Undercurve, Slant, undercurve, Slant, undercurve.”

U cannot be used at the end of English words.

Alpha-Phonics Cursive Phonogram **Card 2-27**. Copyright © 2009 by Donald Potter [www.donpotter.net](http://www.donpotter.net)

The image shows the cursive phonogram 'ph' written on a set of handwriting lines. The lines consist of a solid top blue line, a dashed middle blue line, a solid bottom blue line, and a solid bottom pink line. The 'p' starts at the middle dashed line, goes down to the bottom pink line, loops back up to the middle dashed line, and then curves to the right. The 'h' starts at the middle dashed line, goes up to the top blue line, loops back down to the middle dashed line, and then curves to the right.

ph: phone. A Greek Phonogram. (No new strokes). Consonant digraph.  
Alpha-Phonics Cursive Phonogram **Card 2-28**. Copyright © 2009 by Donald Potter [www.donpotter.net](http://www.donpotter.net)

The image shows the cursive phonogram 'th' written on a set of handwriting lines. The lines consist of a solid top blue line, a dashed middle blue line, a solid bottom blue line, and a solid bottom pink line. The 't' starts at the middle dashed line, goes down to the bottom pink line, loops back up to the middle dashed line, and then curves to the right. The 'h' starts at the middle dashed line, goes up to the top blue line, loops back down to the middle dashed line, and then curves to the right.

th: the, thin. Consonant digraph.  
Alpha-Phonics Cursive Phonogram **Card 2-29**. Copyright © 2009 by Donald Potter [www.donpotter.net](http://www.donpotter.net)

The image shows the cursive digraph 'sh' written in black ink on a set of four horizontal lines: a top blue line, a middle blue line, a dashed blue line, and a bottom red line. The 's' starts at the middle blue line, loops down to the red line, and then curves back up to the middle blue line. The 'h' starts at the middle blue line, loops up to the top blue line, then down to the red line, and finally curves back up to the middle blue line.

sh: ship, ship. Consonant digraph that we use at the beginning and end of words.  
Alpha-Phonics Cursive Phonogram **Card 3-30**. Copyright © 2009 by Donald Potter [www.donpotter.net](http://www.donpotter.net)

The image shows the cursive digraph 'ch' written in black ink on a set of four horizontal lines: a top blue line, a middle blue line, a dashed blue line, and a bottom red line. The 'c' starts at the middle blue line, loops down to the red line, and then curves back up to the middle blue line. The 'h' starts at the middle blue line, loops up to the top blue line, then down to the red line, and finally curves back up to the middle blue line.

ch: church, church, church. Consonant digraph. (Anglo-Saxon, Latin, and French sounds)  
Alpha-Phonics Cursive Phonogram **Card 3-31**. Copyright © 2009 by Donald Potter [www.donpotter.net](http://www.donpotter.net)

The image shows the cursive phonogram 'wh' written on a set of four horizontal lines: a top blue line, a middle dashed blue line, a bottom pink line, and a baseline blue line. The 'w' starts at the pink line, goes up to the dashed line, then down to the pink line, and up to the top blue line. The 'h' starts at the pink line, goes up to the top blue line, then down to the pink line, and finally down to the baseline blue line.

wh: wheel. Consonant digraph. (Backward Phonogram)

Alpha-Phonics Cursive Phonogram **Card 3-32**. Copyright © 2009 by Donald Potter [www.donpotter.net](http://www.donpotter.net)

The image shows the cursive phonogram 'ng' written on a set of four horizontal lines: a top blue line, a middle dashed blue line, a bottom pink line, and a baseline blue line. The 'n' starts at the pink line, goes up to the dashed line, then down to the pink line, and up to the top blue line. The 'g' starts at the pink line, goes up to the top blue line, then down to the pink line, and finally down to the baseline blue line.

ng: sang, sing, song, sung.

Alpha-Phonics Cursive Phonogram **Card 5-33**. Copyright © 2009 by Donald Potter [www.donpotter.net](http://www.donpotter.net)



er: The /er/ of her. (R-Controlled vowel)

Alpha-Phonics Cursive Phonogram **Card 5-34**. Copyright © 2009 by Donald Potter [www.donpotter.net](http://www.donpotter.net)



tch: catch. Three-letter consonant phonogram used after vowels that say ă, ě, ĭ, ǒ, ŭ (short vowels.)

Alpha-Phonics Cursive Phonogram **Card 6-35**. Copyright © 2009 by Donald Potter [www.donpotter.net](http://www.donpotter.net)

The image shows the cursive phonogram 'dge' written on a set of four horizontal lines: a top blue line, a middle dashed blue line, a bottom pink line, and a bottom blue line. The 'd' starts at the top blue line, goes down to the pink line, loops back to the middle dashed line, and then down to the bottom blue line. The 'g' starts at the middle dashed line, loops back to the pink line, and then down to the bottom blue line. The 'e' starts at the middle dashed line and loops back to the pink line.

dge: edge. Three letter /j/. Used only after a vowel that says ā, ē, ě, ĭ, ū. (short vowels)  
Alpha-Phonics Cursive Phonogram **Card 6-36**. Copyright © 2009 by Donald Potter [www.donpotter.net](http://www.donpotter.net)

The image shows the cursive phonogram 'ay' written on a set of four horizontal lines: a top blue line, a middle dashed blue line, a bottom pink line, and a bottom blue line. The 'a' starts at the middle dashed line, loops back to the pink line, and then down to the bottom blue line. The 'y' starts at the middle dashed line, loops back to the pink line, and then down to the bottom blue line.

ai: day. Two-letter ā that we do use at the end of words.  
Alpha-Phonics Cursive Phonogram **Card 7-37**. Copyright © 2009 by Donald Potter [www.donpotter.net](http://www.donpotter.net)



ai: mail. Two-letter ā that we do **not** use at the end of words because English words do **not** end with i.  
Alpha-Phonics Cursive Phonogram **Card 7-38**. Copyright © 2009 by Donald Potter [www.donpotter.net](http://www.donpotter.net)



ey: key, they.  
Alpha-Phonics Cursive Phonogram **Card 7-39**. Copyright © 2009 by Donald Potter [www.donpotter.net](http://www.donpotter.net)



ei: protein, reign. Not used at the end of words because English words do not end with i.  
Write i before e, except after c, or when sounded like ā in neighbor and weigh.

Alpha-Phonics Cursive Phonogram **Card 7-40**. Copyright © 2009 by Donald Potter [www.donpotter.net](http://www.donpotter.net)



eigh: eight. Four-letter ā.

Alpha-Phonics Cursive Phonogram **Card 7-41**. Copyright © 2009 by Donald Potter [www.donpotter.net](http://www.donpotter.net)



au: haul. Two-letter /au/ that we do **not** use at the end of word because English words do not end with u.  
Alpha-Phonics Cursive Phonogram **Card 7-42**. Copyright © 2009 by Donald Potter [www.donpotter.net](http://www.donpotter.net)



aw: paw. Two-letter /au/ that we **do** use at the end of English words.  
Alpha-Phonics Cursive Phonogram **Card 7-43**. Copyright © 2009 by Donald Potter [www.donpotter.net](http://www.donpotter.net)



ar: car. R-Controlled Vowel.

Alpha-Phonics Cursive Phonogram **Card 7-44**. Copyright © 2009 by Donald Potter [www.donpotter.net](http://www.donpotter.net)



ee: bee. Double e always says ē. (Exception *been*)

Alpha-Phonics Cursive Phonogram **Card 8-45**. Copyright © 2009 by Donald Potter [www.donpotter.net](http://www.donpotter.net)



ea: bead, head, bear.

Alpha-Phonics Cursive Phonogram **Card 8-46**. Copyright © 2009 by Donald Potter [www.donpotter.net](http://www.donpotter.net)



ie: field, pie.

Alpha-Phonics Cursive Phonogram **Card 8-47**. Copyright © 2009 by Donald Potter [www.donpotter.net](http://www.donpotter.net)

The image shows the cursive phonogram 'igh' written on a set of four horizontal lines: a top blue line, a middle dashed blue line, a bottom pink line, and a baseline blue line. The letter 'i' starts at the middle dashed line, goes up to the top blue line, and down to the bottom pink line. The 'h' starts at the middle dashed line, goes up to the top blue line, and down to the bottom pink line. The 'g' starts at the middle dashed line, goes down to the bottom pink line, and loops back up to the middle dashed line.

igh: light. Three-letter i.

Alpha-Phonics Cursive Phonogram **Card 8-48**. Copyright © 2009 by Donald Potter [www.donpotter.net](http://www.donpotter.net)

The image shows the cursive phonogram 'ough' written on a set of four horizontal lines: a top blue line, a middle dashed blue line, a bottom pink line, and a baseline blue line. The 'o' starts at the middle dashed line and loops down to the bottom pink line. The 'u' starts at the middle dashed line and loops down to the bottom pink line. The 'g' starts at the middle dashed line, goes down to the bottom pink line, and loops back up to the middle dashed line. The 'h' starts at the middle dashed line, goes up to the top blue line, and down to the bottom pink line.

ough: ought, though, through.

Alpha-Phonics Cursive Phonogram **Card 9-49**. Copyright © 2009 by Donald Potter [www.donpotter.net](http://www.donpotter.net)



The image shows the cursive phonogram 'augh' written on a set of four horizontal lines: a top blue line, a middle dashed blue line, a bottom pink line, and a baseline blue line. The letters are connected in a fluid cursive style.

ugh: caught.

Alpha-Phonics Cursive Phonogram **Card 9-50**. Copyright © 2009 by Donald Potter [www.donpotter.net](http://www.donpotter.net)



The image shows the cursive phonogram 'gh' written on a set of four horizontal lines: a top blue line, a middle dashed blue line, a bottom pink line, and a baseline blue line. The letters are connected in a fluid cursive style.

gh: /f/ of rough.

Alpha-Phonics Cursive Phonogram **Card 9-51**. Copyright © 2009 by Donald Potter [www.donpotter.net](http://www.donpotter.net)



oa: The /ō/ of boat.

Alpha-Phonics Cursive Phonogram **Card 9-52**. Copyright © 2009 by Donald Potter [www.donpotter.net](http://www.donpotter.net)



ow: cow, snow.

Alpha-Phonics Cursive Phonogram **Card 9-53**. Copyright © 2009 by Donald Potter [www.donpotter.net](http://www.donpotter.net)



oo: food, good, door, blood.

Alpha-Phonics Cursive Phonogram **Card 9-54**. Copyright © 2009 by Donald Potter [www.donpotter.net](http://www.donpotter.net)



ou: loud our, soup, should.

Alpha-Phonics Cursive Phonogram **Card 9-55**. Copyright © 2009 by Donald Potter [www.donpotter.net](http://www.donpotter.net)



oy: toy. Two-letter /oi/ that we do use at the end of words.  
Alpha-Phonics Cursive Phonogram **Card 9-56**. Copyright © 2009 by Donald Potter [www.donpotter.net](http://www.donpotter.net)



oi: Two-letter /oi/ that we do **not** use at the end of words because English words do not end with i.  
Alpha-Phonics Cursive Phonogram **Card 9-57**. Copyright © 2009 by Donald Potter [www.donpotter.net](http://www.donpotter.net)



ue: glue. Two-letter /ū/ that we **do** use at the end of words.

Alpha-Phonics Cursive Phonogram **Card 9-58**. Copyright © 2009 by Donald Potter [www.donpotter.net](http://www.donpotter.net)



ui: fruit. Two-letter /ū/ that we do **not** use at the end of words because English words do **not** end with i.

Alpha-Phonics Cursive Phonogram **Card 9-59**. Copyright © 2009 by Donald Potter [www.donpotter.net](http://www.donpotter.net)



A cursive phonogram 'ew' is written on a set of handwriting lines. The lines consist of a solid blue top line, a dashed blue middle line, and a solid pink bottom line. The 'ew' is written in black ink, starting from the middle line, going up to the top line, then down to the bottom line, and finally up to the middle line again.

ew: threw.

Alpha-Phonics Cursive Phonogram **Card 9-60**. Copyright © 2009 by Donald Potter [www.donpotter.net](http://www.donpotter.net)



A cursive phonogram 'eu' is written on a set of handwriting lines. The lines consist of a solid blue top line, a dashed blue middle line, and a solid pink bottom line. The 'eu' is written in black ink, starting from the middle line, going up to the top line, then down to the bottom line, and finally up to the middle line again.

eu: feud. Two-letter /eu/ that we do **not** use at the end of words because English words do not end in u.

Alpha-Phonics Cursive Phonogram **Card 9-61**. Copyright © 2009 by Donald Potter [www.donpotter.net](http://www.donpotter.net)



A cursive phonogram 'ir' is written on a set of handwriting lines. The lines include a top blue line, a middle dashed blue line, and a bottom pink line. A small black dot is positioned above the 'i'. The 'i' and 'r' are connected, with the 'i' starting from the middle dashed line and the 'r' starting from the bottom pink line.

ir: The /er/ of first. R-Controlled Vowel.

Alpha-Phonics Cursive Phonogram **Card 10-62**. Copyright © 2009 by Donald Potter [www.donpotter.net](http://www.donpotter.net)



A cursive phonogram 'ur' is written on a set of handwriting lines. The lines include a top blue line, a middle dashed blue line, and a bottom pink line. The 'u' and 'r' are connected, with the 'u' starting from the middle dashed line and the 'r' starting from the bottom pink line.

ur: The /er/ of nurse. R-Controlled Vowel.

Alpha-Phonics Cursive Phonogram **Card 10-63**. Copyright © 2009 by Donald Potter [www.donpotter.net](http://www.donpotter.net)



The word "wor" is written in a cursive script on a set of handwriting lines. The lines consist of a solid blue top line, a dashed blue middle line, and a solid pink bottom line. The word "wor" is written in black ink, starting with a blue arrow indicating the direction of the first stroke. The letters are connected in a fluid, cursive manner.

wor: The /er/ of work. R-Controlled Vowel.

Alpha-Phonics Cursive Phonogram **Card 10-64**. Copyright © 2009 by Donald Potter [www.donpotter.net](http://www.donpotter.net)



The word "ear" is written in a cursive script on a set of handwriting lines. The lines consist of a solid blue top line, a dashed blue middle line, and a solid pink bottom line. The word "ear" is written in black ink, starting with a blue arrow indicating the direction of the first stroke. The letters are connected in a fluid, cursive manner.

ear: The /er/ of early.

Alpha-Phonics Cursive Phonogram **Card 10-65**. Copyright © 2009 by Donald Potter [www.donpotter.net](http://www.donpotter.net)



our: The /er/ of courage.

Alpha-Phonics Cursive Phonogram **Card 10-66**. Copyright © 2009 by Donald Potter



sc: conscience.

Alpha-Phonics Cursive Phonogram **Card 10-67**. Copyright © 2009 by Donald Potter [www.donpotter.net](http://www.donpotter.net)



ci: special. Ti, si, ci say /sh/ when they are together for the sound.  
Alpha-Phonics Cursive Phonogram **Card 10-68**. Copyright © 2009 by Donald Potter [www.donpotter.net](http://www.donpotter.net)



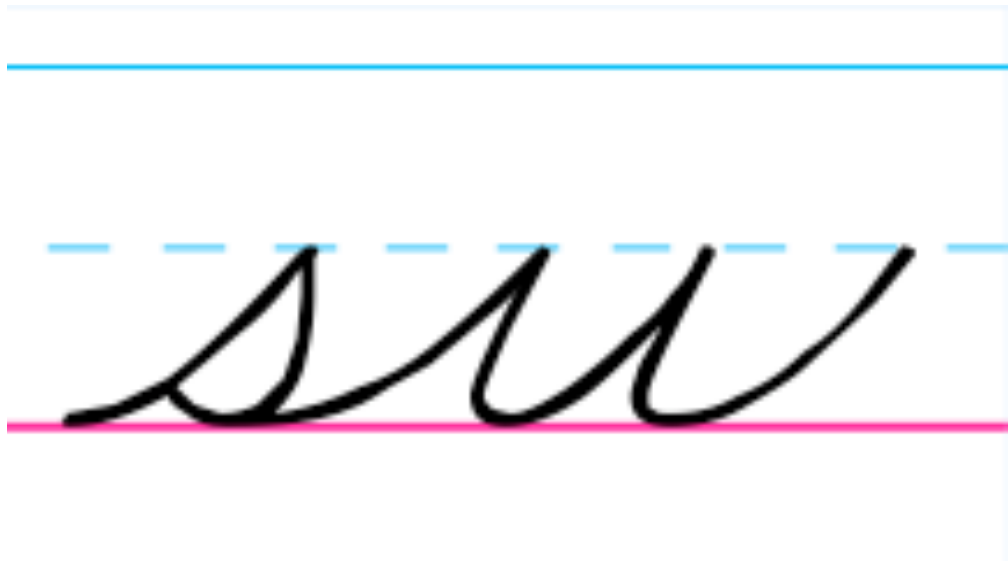
si: mission, vision Ti, si, ci say /sh/ when they are together for the sound.  
Alpha-Phonics Cursive Phonogram **Card 10-69**. Copyright © 2009 by Donald Potter [www.donpotter.net](http://www.donpotter.net)

The image shows the cursive phonogram 'ti' written on a set of three horizontal lines: a solid blue top line, a dashed blue middle line, and a solid pink bottom line. The 't' starts at the top line, goes down to the middle line, and then curves back up to the top line. The 'i' starts at the middle line, goes down to the bottom line, and then curves back up to the middle line. A small black dot is placed above the 'i' to indicate the starting point for the next stroke.

ti: nation. Ti, si, ci say /sh/ when they are together for the sound.  
Alpha-Phonics Cursive Phonogram **Card 10-70**. Copyright © 2009 by Donald Potter [www.donpotter.net](http://www.donpotter.net)

The image shows the cursive phonogram 'xi' written on a set of three horizontal lines: a solid blue top line, a dashed blue middle line, and a solid pink bottom line. The 'x' starts at the middle line, goes down to the bottom line, and then curves back up to the middle line. The 'i' starts at the middle line, goes down to the bottom line, and then curves back up to the middle line. A small black dot is placed above the 'i' to indicate the starting point for the next stroke.

ti: nation. Ti, si, ci say /sh/ when they are together for the sound.  
Alpha-Phonics Cursive Phonogram **Card 10-71**. Copyright © 2009 by Donald Potter [www.donpotter.net](http://www.donpotter.net)



su: sure, treasure.

Alpha-Phonics Cursive Phonogram **Card 10-72**. Copyright © 2009 by Donald Potter [www.donpotter.net](http://www.donpotter.net)



tu: picture.

Alpha-Phonics Cursive Phonogram **Card 10-73**. Copyright © 2009 by Donald Potter [www.donpotter.net](http://www.donpotter.net)



kn: knee. Two letter /n/ that is only used at the beginning of words.  
Alpha-Phonics Cursive Phonogram **Card 10-74**. Copyright © 2009 by Donald Potter [www.donpotter.net](http://www.donpotter.net)



mb: Two-letter /m/.  
Alpha-Phonics Cursive Phonogram **Card 10-75**. Copyright © 2009 by Donald Potter [www.donpotter.net](http://www.donpotter.net)



wr: Two-letter /r/ that is only used at the beginning of words.

Alpha-Phonics Cursive Phonogram **Card 10-76**. Copyright © 2009 by Donald Potter [www.donpotter.net](http://www.donpotter.net)



st: listen, whistle. Two-letter /s/. Word ending in *-sten* and *-stle*.

Alpha-Phonics Cursive Phonogram **Card 10-77**. Copyright © 2009 by Donald Potter [www.donpotter.net](http://www.donpotter.net)



ps: psyche. Two-letter /s/.  
Alpha-Phonics Cursive Phonogram **Card 1-78**. Copyright © 2009 by Donald Potter [www.donpotter.net](http://www.donpotter.net)



rh: rhythm. Two-letter /r/ that is a Greek phonogram.  
Alpha-Phonics Cursive Phonogram **Card 1-79**. Copyright © 2009 by Donald Potter [www.donpotter.net](http://www.donpotter.net)



gn: Two-letter /n/ that can be used at the beginning or end of words.

Alpha-Phonics Cursive Phonogram Card **1-80**. Copyright © 2009 by Donald Potter [www.donpotter.net](http://www.donpotter.net)

#### **Internet Publisher Note: Donald L. Potter**

October 1, 2009

The purpose of these “Alpha-Phonics Cursive Phonograms” is to couple the power of Samuel T. Orton’s Symbol-to-Sound (Grapheme-to-Phoneme) Correspondences (called “Phonograms” by Dr. Orton’s student Romalda Spalding in her 1957 *The Writing Road to Reading*) with the proven effectiveness Samuel L. Blumenfeld’s (2005) *Blumenfeld’s Alpha-Phonics Primer* intensive phonics literacy system. The first number is the Level and the second the Card Number. 1-1 = level one, first card. The levels correspond with the Blumenfeld’s Alpha-Phonics First Readers.

Mr. Potter organized and taught these phonograms to his second grade bilingual class at the Murry Fly Elementary School in Odessa, TX in the 1999 – 2000 school year. They proved very valuable in helping the students achieve high levels of English reading and spelling. At that time the cards were handmade. These cursive cards were created using the excellent *Zaner-Bloser Fonts Online* program.

I call my program the *Cursive Road to Reading and Spelling*. First I teach my student the to write the Cursive Alphabet fluently. Then I write all the words and sentences from Dr. Blumenfeld’s *Alpha-Phonics* on the chalkboard for the students to copy on handwriting paper. The cursive handwriting enables the students to write very quickly all the words and learn to read and spell them in cursive. The cursive has the advantage of helping the students develop the ability **to spell and write as well as they can read**. Writing becomes an effective instrument of thought. The method also prevents to prevent the development of dyslexia in students who otherwise might be prone to that condition. It is, also, a powerful tool in teaching student to focus and pay attention. It is an effective form of therapy for students with ADD and ADHD. The GOAL is “total linguistic function.”

Although the cards are copyrighted by Donald L. Potter, express permission is granted for reproduction for non-commercial educational purposes. The Copyright and Don’s web site should not be removed.